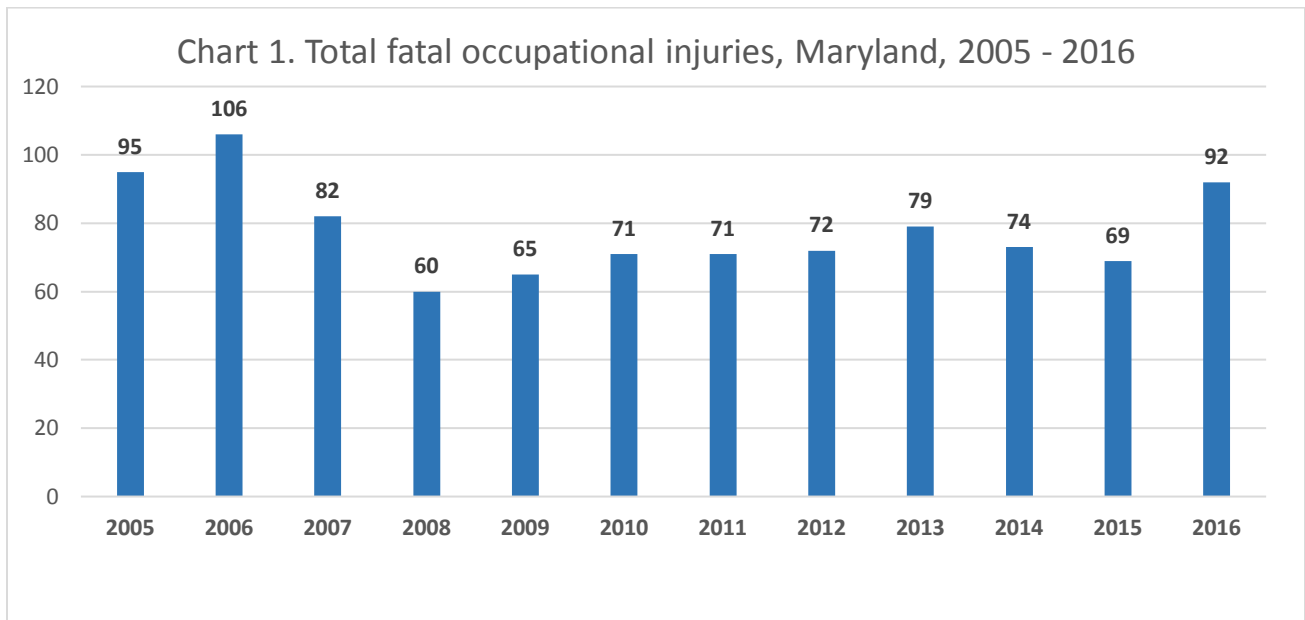


The Maryland Census of Fatal Occupational Injuries (CFOI) Program

The Maryland Census of Fatal Occupational Injuries (CFOI) program collects and publishes statistics on all fatal occupationally related injuries that occur in the State of Maryland. Maryland CFOI is conducted within the Maryland Department of Labor, Licensing and Regulation, Division of Labor and Industry in cooperation with the U.S. Department of Labor, Bureau of Labor Statistics. CFOI's published results are the U.S. government's official tally of workplace fatalities for the nation. Maryland has participated in the CFOI program every year since the program's inception in 1992.

Results from the Maryland CFOI Program, 2016

Ninety-two workers died in Maryland while on the job in 2016, according to the latest fatality census results. Maryland's count increased by a third from 2015's final tally of 69. Approximately two-thirds of these fatal events -- including cases of workplace homicide and suicide; transportation events including aircraft, rail, and roadway incidents; and fatalities to the self-employed are not covered under the Maryland Occupational Safety and Health agency's investigative oversight. Since 1992, fatal occupational injuries in Maryland have ranged from a high of 106, reported in 2006, to a low of 60, reported in 2008. For the United States collectively, 5,190 fatal workplace injuries were recorded in 2016. This was an increase over the 4,836 fatalities reported in 2015. Based on the U.S. Bureau of Labor Statistics National press release, 36 states had more fatal injuries in 2016 than in 2015 while thirteen states and the District of Columbia had fewer. Wyoming had the same total for both years.

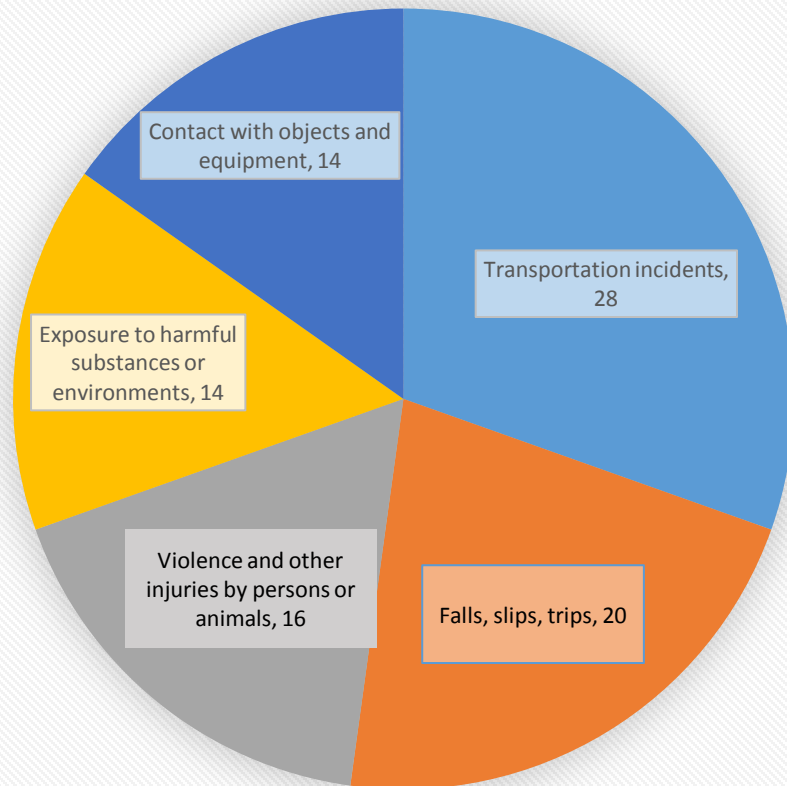


Source: Maryland DLLR, Division of Labor and Industry in cooperation with the U.S. Department of Labor, Bureau of Labor Statistics, Census of Fatal Occupational Injuries, 2018.

Fatalities by Type of Incident (Event)

- With 28 reported fatalities, transportation incidents were the primary cause of death for workers in the State of Maryland. These events represented 30 percent of all fatal workplace injuries in Maryland in 2016. Seventy-one percent of transportation events (20) involved roadway incidents with a motorized land vehicle. Another five died in pedestrian vehicular accidents. These events typically include workers struck in construction work zones, by the side of the road, or in other non-roadway areas. Deaths due to work-related transportation incidents increased 8 percent in the State when compared with 2015. Since the CFOI program's inception in 1992, and with a notable two-year exception of 1995 and 2014, deaths from transportation events remained the most frequent cause of fatal injury to workers in the State of Maryland.

Chart 2. Fatal occupational injuries by event or exposure, Maryland, 2016 (92 total fatalities)



Source: Maryland DLLR, Division of Labor and Industry in cooperation with the U.S. Bureau of Labor Statistics, CFOI 2018

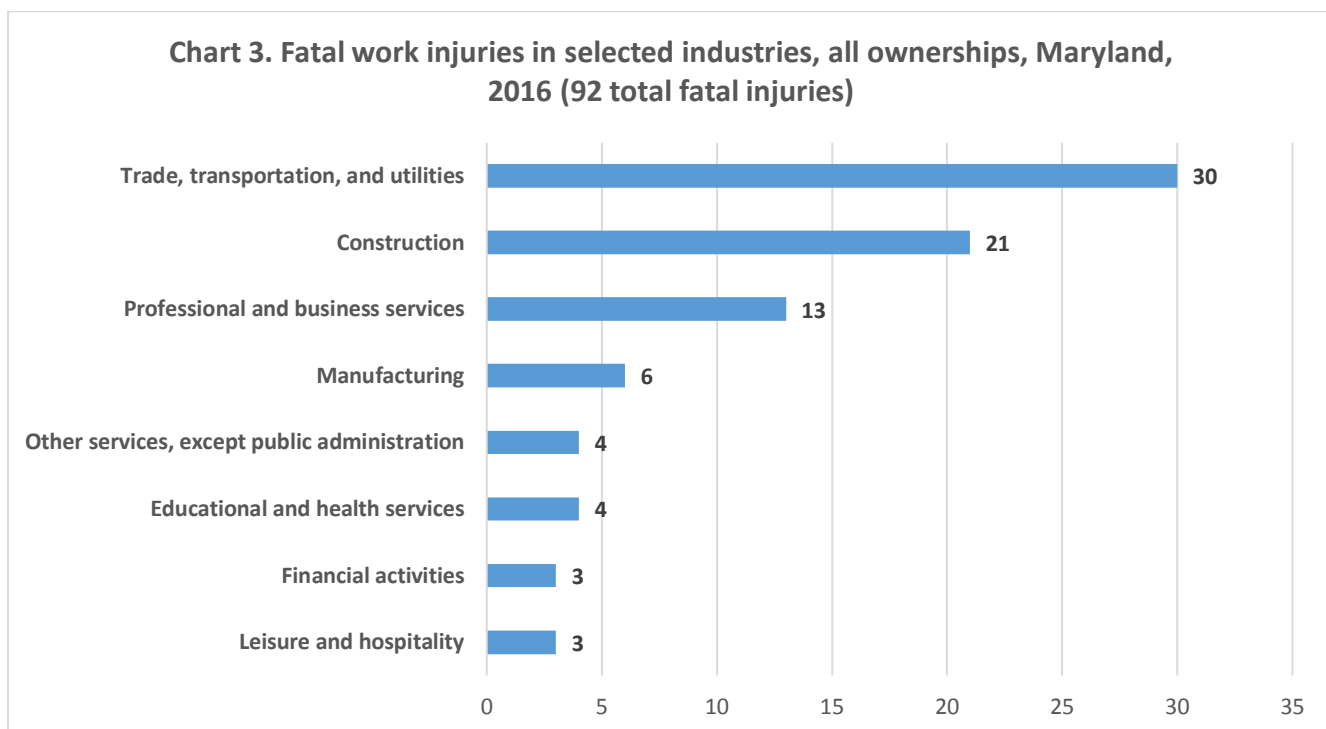
- Workplace deaths from falls more than doubled from 9 in 2015 to 20 in 2016. Falls represented 22 percent of the fatality total for 2016. Nine of these events occurred in the construction sector.
- Death from violence and other injuries by persons or animals, remained unchanged from the previous year with 16 incidents. Deaths in this event category accounted for 17 percent of the total workplace fatality count. Of these 16 fatal events, 10 involved homicide, while another 3 resulted in suicide. Violence and other injuries by persons or animals resulted in 866 deaths, representing 17 percent of the total fatality count for the nation in 2016.
- Deaths due to contact with objects and equipment doubled from 7 the previous year to 14 in 2016. Eight workers were struck by a falling object or piece of equipment. Three workers died after being caught in running equipment or machinery.
- Fatalities from exposure to harmful substances or environments increased from 10 in 2015 to 14 in 2016. Ten of these were from unintentional overdoses due to nonmedical use of drugs or alcohol. Another three workers died from electrocution.

Fatalities by Industry

- With 84 reported workplace fatalities in 2016, Maryland's private sector accounted for 91 percent of the State's total fatality count; the remaining 8 deaths occurred in the public sector. Fatal injuries for private industry increased 40 percent when compared with 2015's count of 60.
- Service-providing industries accounted for 67 percent of private industry's fatality total while goods-producing industries accounting for 33 percent. In 2016, service-providing industries represented roughly 87 percent of the State's private sector employment while goods-producing industries accounting for 13 percent.¹
- Trade, transportation, and utilities reported the highest number of fatal incidents in the private sector with 28 fatalities; 17 of whom worked in the transportation and warehousing sector (NAICS 48-49).

¹ Maryland DLLR, Office of Workforce Information and Performance, Quarterly Census of Employment and Wages Program, Industry Series, 2016

- Private construction (NAICS 23) recorded 20 deaths; a slight increase over the previous year's count of 18. All the decedents in the construction sector were male. Eighty percent (16) were employed within the specialty trade contractor subsector (NAICS 238).
- Landscaping services (NAICS 561730) experienced seven fatal injuries, more than tripling 2015's count for this industry. Over a six-year period from 2011 through 2016, for all ownerships, 30 workers have been killed while working in the landscaping industry in Maryland.



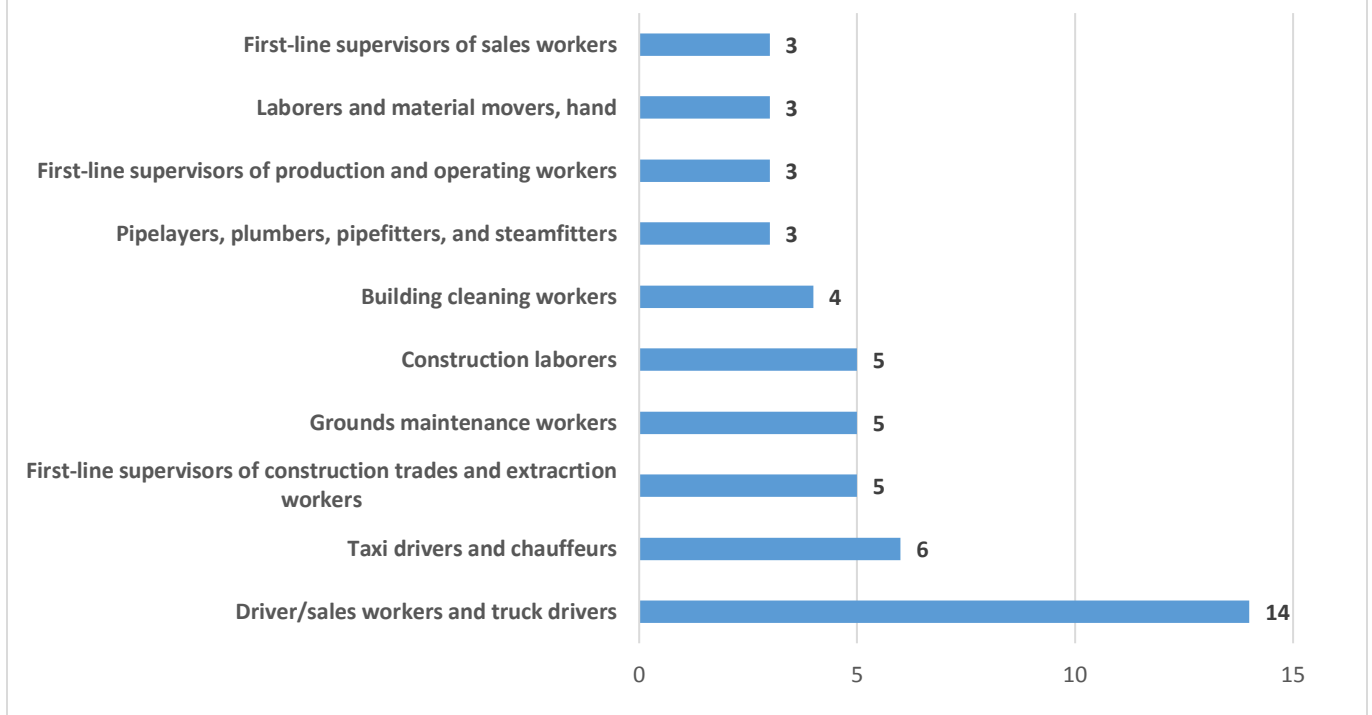
Source: Maryland DLLR, Division of Labor and Industry in cooperation with the U.S Bureau of Labor Statistics, CFOI Program, 2018.

Fatalities by Occupation

- Based on major occupational grouping, fatalities among the transportation and moving occupations increased by 18 percent to 26 cases in 2016. Twenty-three of these workers were motor vehicle operators which included the detailed occupations of heavy and tractor trailer drivers (10); taxi drivers and chauffeurs (6); bus drivers (2) and light truck or delivery services drivers (1).

- The construction and extraction occupations accounted for 17 fatalities. The number of fatal injuries for this group remained unchanged from 2015. Slightly over two-fifths of these workers died from falls.
- The number of fatal work injuries among the building and grounds cleaning and maintenance occupations nearly tripled from 4 to 11 cases while the installation, maintenance, and repair occupations did experience a three-fold increase from 3 cases in 2015 to 9 in 2016.

Chart 4. Selected occupations with the largest number of fatal injuries, all ownerships, Maryland, 2016 (92 total fatal injuries)

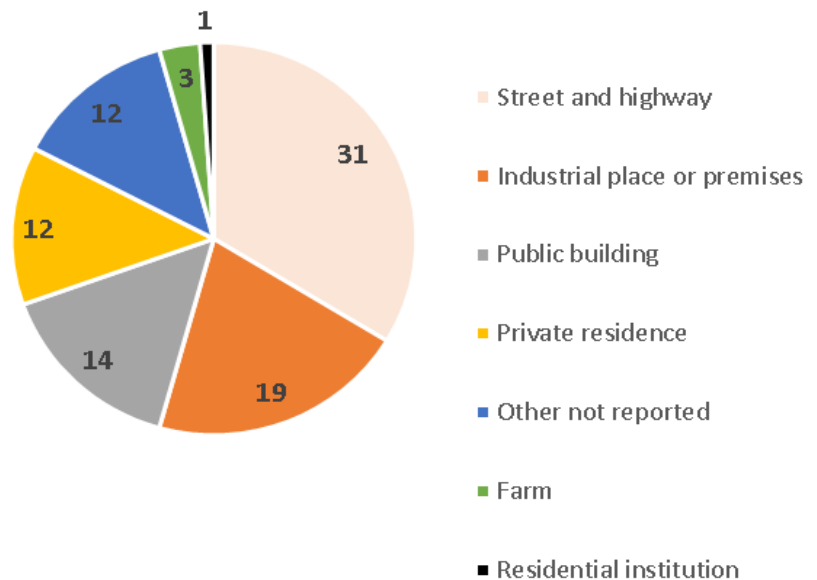


Source: Maryland DLLR, Division of Labor and Industry in cooperation with the U.S. Bureau of Labor Statistics, CFOI Program, 2018

Other Key Findings of the 2016 Maryland Census of Fatal Occupational Injuries

- Wage and salary workers accounted for 71 deaths (77%) in 2016. The remaining 21 were self-employed. Fatalities to the self-employed increased 75 percent from the previous year.
- The most hazardous day of the week to work was Friday with 20 fatalities, followed by Monday with 16. The day of the week with the fewest fatalities was Sunday with seven reported.
- April, with 17 fatalities, was the most hazardous month, as was the case the previous year. December recorded the fewest deaths with two.
- Workers not born in the U.S. made up about one-fifth of the total fatality count (19). El Salvador was reported as the most frequent foreign birthplace with five fatalities.

Chart 5. Fatal work injuries by location, all ownerships, Maryland, 2016 (92 total fatal injuries)



Source: Maryland DLLR, Division of Labor and Industry in cooperation with the U.S. Bureau of Labor Statistics, CFOI Program 2018

Scope and Program Technical Notes

The Maryland Census of Fatal Occupational Injuries (CFOI) program provides for a complete accounting of all fatal work injuries that occur in Maryland each year. The program uses diverse data sources from a variety of federal, state, and local government administrative records, as well as the media, in order to substantiate and profile fatal work injuries. CFOI includes data for all workplace fatalities regardless of whether the fatality was under the regulatory authority of the Maryland Occupational Safety and Health agency or other federal and state agencies. Any comparisons, therefore, between the CFOI program's census counts and those released by other agencies or sources should take into account the different scopes of coverage and definitions being applied.

For a fatality to be included in this census, the decedent must have been employed (defined as working for pay, compensation, or profit) at the time of the event, engaged in a legal work activity, or present at the site of the incident as a requirement of his or her job. Fatalities to volunteers and unpaid family workers who perform the same duties and functions as paid workers are also included in the count. These criteria are generally broader than those used by State and federal agencies administering specific laws and regulations. (Fatalities that occur during a person's normal commute to and from work are excluded from the census counts.)

Data presented in this release include deaths occurring in 2016 that resulted from traumatic occupational injuries. An injury is defined as any wound or damage to the body resulting from acute exposure to energy, such as heat, electricity, or impact from a crash or fall, or from the absence of such essentials as heat or oxygen, caused by a specific event or incident within a single workday or shift. Included are open wounds, intracranial and internal injuries, heatstroke, hypothermia, asphyxiation, acute poisonings resulting from short-term exposures limited to the worker's shift, suicides and homicides, and work injuries listed as underlying or contributory causes of death.